



# Our Impact in 2020:

## Expenditures

**34.4%**  
Sea-to-Sky Trail Development

**20.9%**  
First Nations Engagement

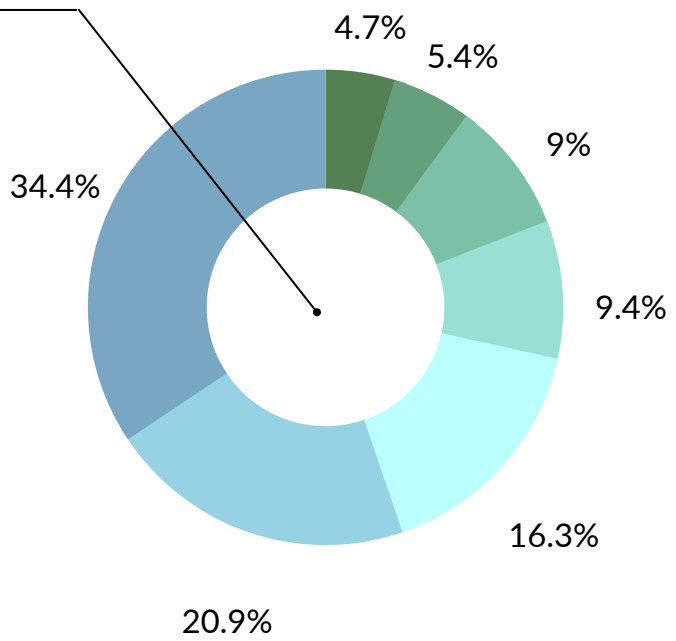
**16.3%**  
General & Administration

**9.4%**  
Environmental Care Program

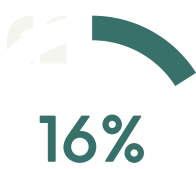
**9.0%**  
Public Safety Program

**5.4%**  
Trail Maintenance

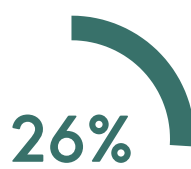
**4.7%**  
Other



## Revenue



Funding from  
membership  
purchases



Funding from  
donations



Funding from grants

## Progress to Date



**~27,000km of Coastline**  
**1,319 Sites Published**  
**1,900 Sites Being Reviewed**



**15 First Nations in Discussion**



**2 Part-time Employees**  
**63 Active Volunteers**  
**3,985 Volunteer Hours**